


Q1 Please indicate the school your child attends.

Answered: 48 Skipped: 0



EIPS Parent Survey November 2015



Answer Choices	Responses
----------------	-----------

EIPS Parent Survey November 2015

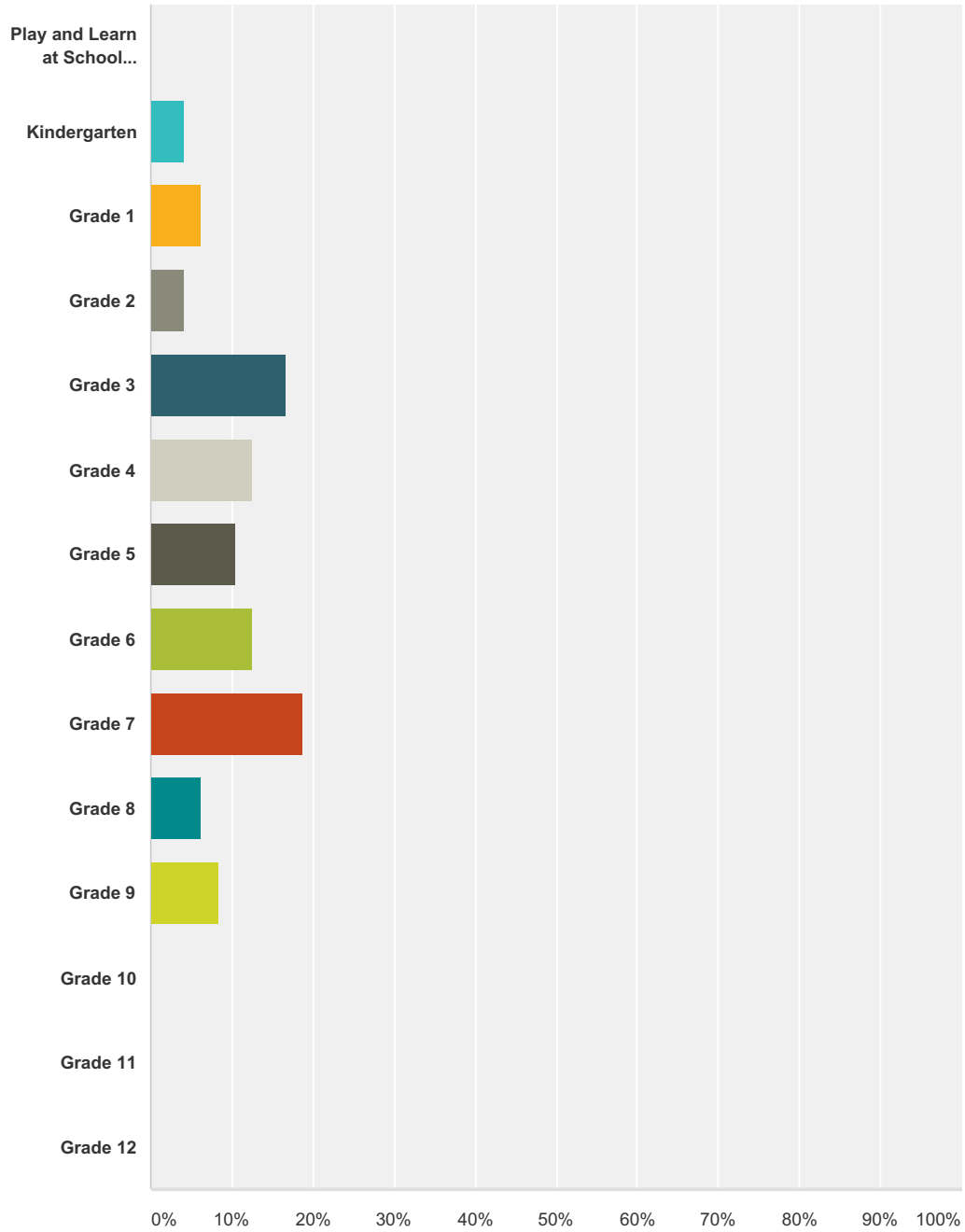
Fultonvale	100.00%	48
A.L. Horton	0.00%	0
Andrew	0.00%	0
Ardrossan Elementary	0.00%	0
Ardrossan Junior Senior	0.00%	0
Bev Facey	0.00%	0
Brentwood	0.00%	0
Bruderheim	0.00%	0
Clover Bar	0.00%	0
Ecole Campbelltown	0.00%	0
Ecole Parc	0.00%	0
F.R. Haythorne	0.00%	0
Ft. Sask. Christian	0.00%	0
Ft. Sask. Elementary	0.00%	0
Ft. Sask. Sr. High	0.00%	0
Glen Allan	0.00%	0
James Mowat	0.00%	0
Lakeland Ridge	0.00%	0
Lamont Elementary	0.00%	0
Lamont High	0.00%	0
Mills Haven	0.00%	0
Ministik	0.00%	0
Mundare	0.00%	0
NextStep/Outreach	0.00%	0
Pine Street	0.00%	0
Rudolph Hennig	0.00%	0
Salisbury	0.00%	0
Sherwood Heights	0.00%	0
SCA Elementary	0.00%	0
SCA Secondary	0.00%	0
Uncas	0.00%	0
Vegreville Composite	0.00%	0
Wes Hosford	0.00%	0
Westboro	0.00%	0

EIPS Parent Survey November 2015

Win Ferguson	0.00%	0
Woodbridge Farms	0.00%	0
Wye	0.00%	0
Total		48

Q2 Please indicate your child's grade.

Answered: 48 Skipped: 0



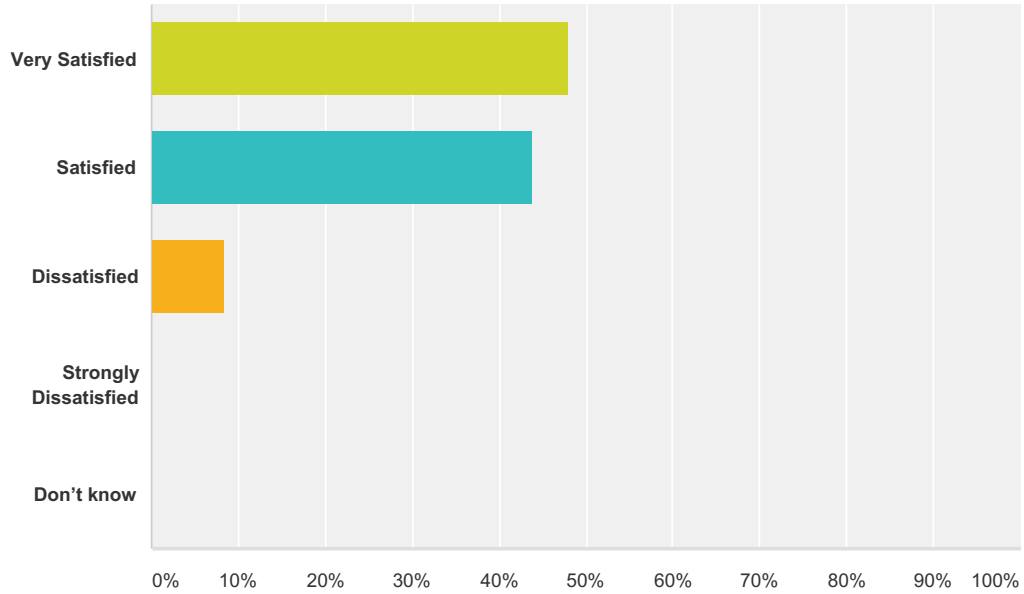
Answer Choices	Responses
Play and Learn at School (PALS)	0.00% 0
Kindergarten	4.17% 2
Grade 1	6.25% 3
Grade 2	4.17% 2
Grade 3	16.67% 8

EIPS Parent Survey November 2015

Grade 4	12.50%	6
Grade 5	10.42%	5
Grade 6	12.50%	6
Grade 7	18.75%	9
Grade 8	6.25%	3
Grade 9	8.33%	4
Grade 10	0.00%	0
Grade 11	0.00%	0
Grade 12	0.00%	0
Total		48

Q3 How satisfied are you with the quality of education that your child is receiving at his/her school?

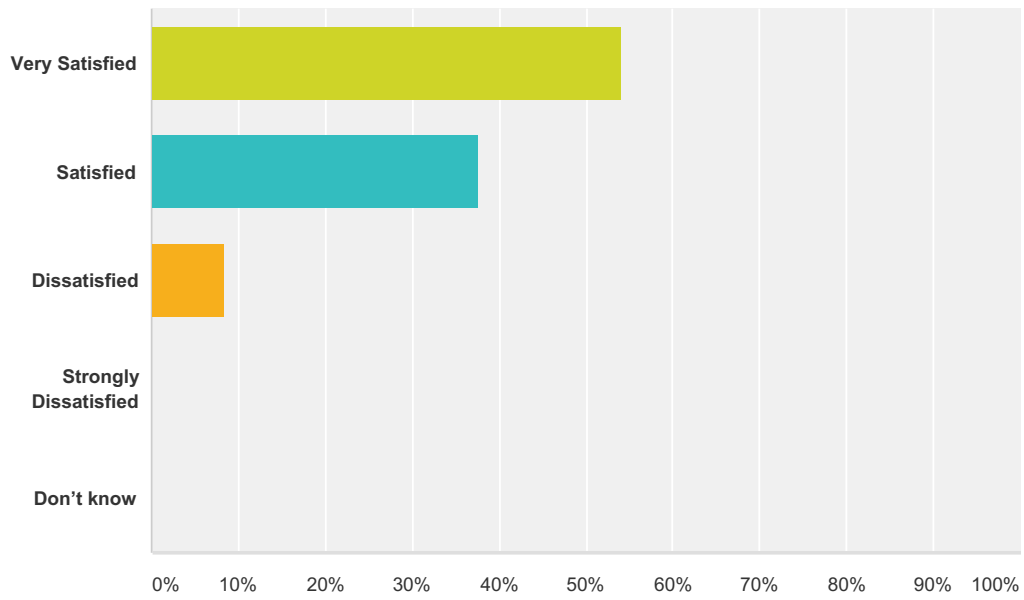
Answered: 48 Skipped: 0



Answer Choices	Responses	
Very Satisfied	47.92%	23
Satisfied	43.75%	21
Dissatisfied	8.33%	4
Strongly Dissatisfied	0.00%	0
Don't know	0.00%	0
Total		48

Q4 How satisfied are you with the quality of teaching at your child's school?

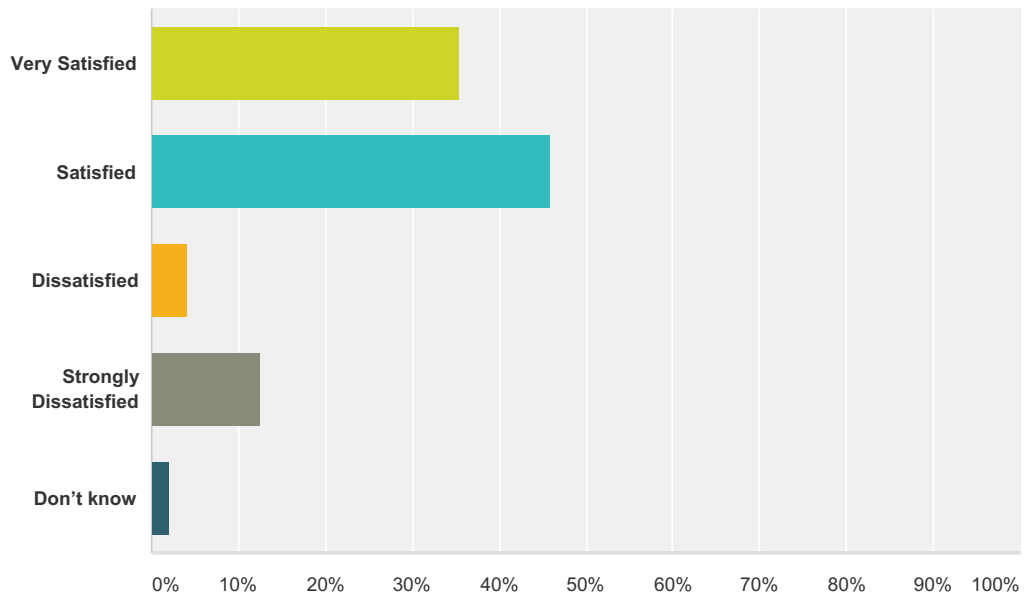
Answered: 48 Skipped: 0



Answer Choices	Responses	Count
Very Satisfied	54.17%	26
Satisfied	37.50%	18
Dissatisfied	8.33%	4
Strongly Dissatisfied	0.00%	0
Don't know	0.00%	0
Total		48

Q5 How satisfied are you with the leadership in your child's school?

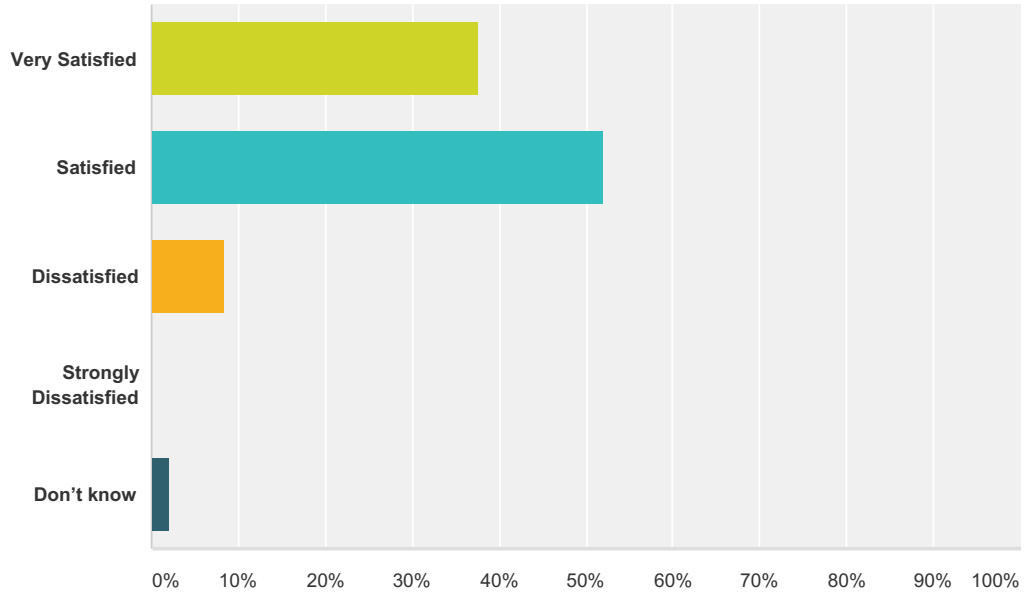
Answered: 48 Skipped: 0



Answer Choices	Responses
Very Satisfied	35.42% 17
Satisfied	45.83% 22
Dissatisfied	4.17% 2
Strongly Dissatisfied	12.50% 6
Don't know	2.08% 1
Total	48

Q6 How satisfied are you with the opportunity to be involved in decisions at your child's school?

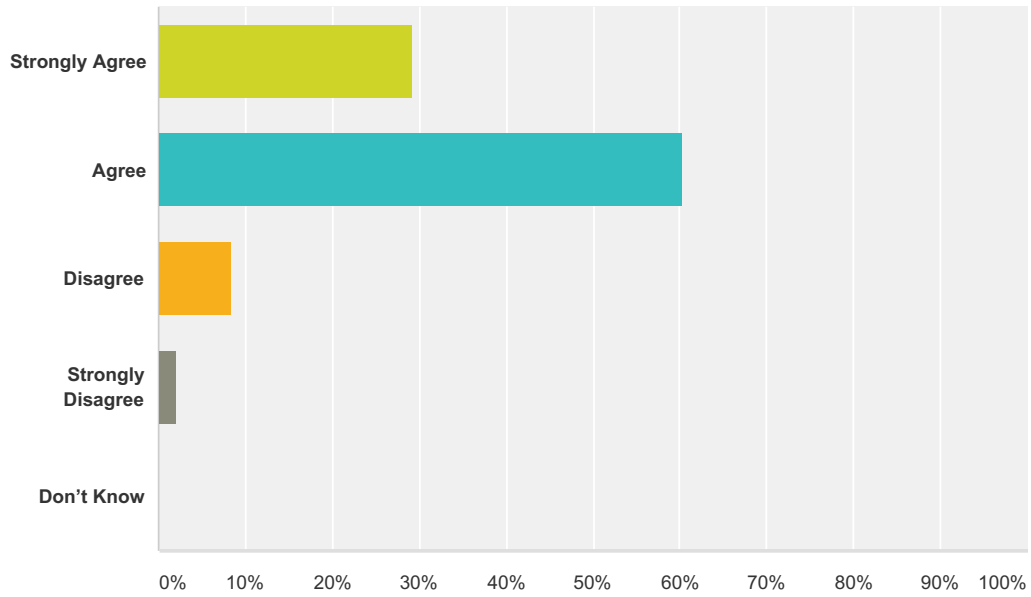
Answered: 48 Skipped: 0



Answer Choices	Responses	
Very Satisfied	37.50%	18
Satisfied	52.08%	25
Dissatisfied	8.33%	4
Strongly Dissatisfied	0.00%	0
Don't know	2.08%	1
Total		48

Q7 My child's individual needs are met.

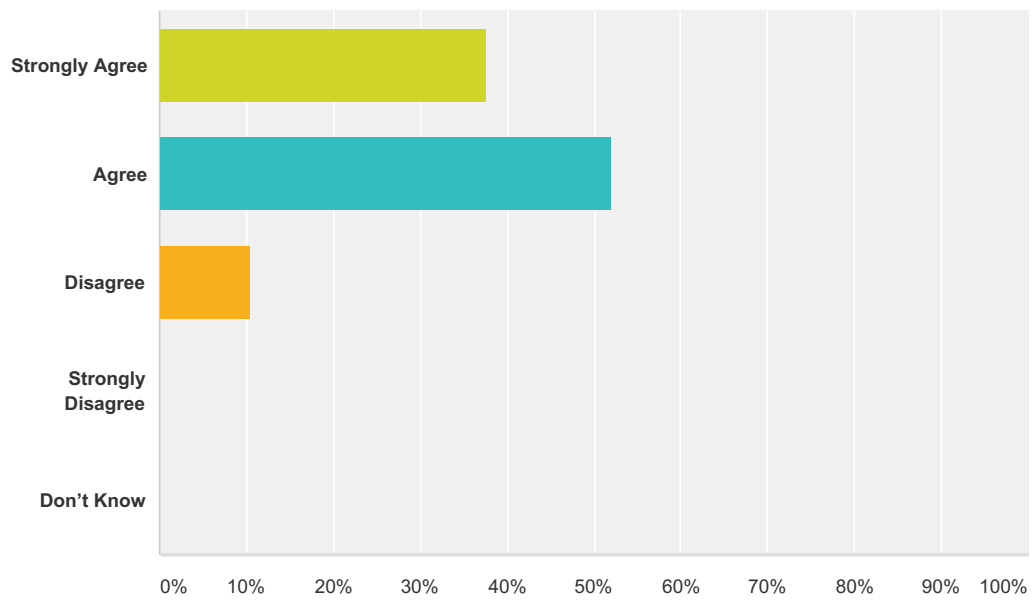
Answered: 48 Skipped: 0



Answer Choices	Responses	
Strongly Agree	29.17%	14
Agree	60.42%	29
Disagree	8.33%	4
Strongly Disagree	2.08%	1
Don't Know	0.00%	0
Total		48

Q8 The school keeps me informed about my child's progress and achievement.

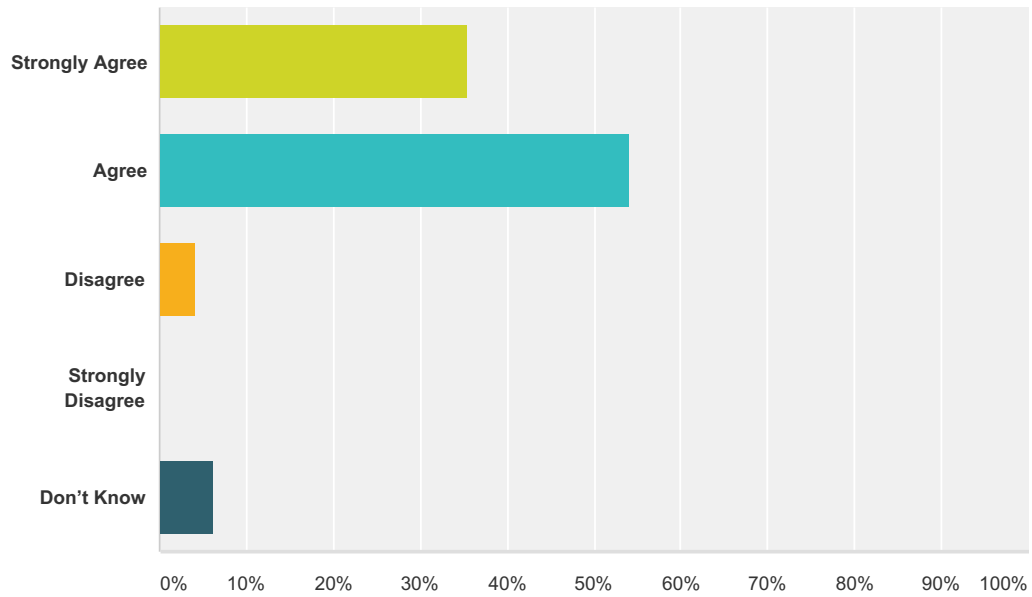
Answered: 48 Skipped: 0



Answer Choices	Responses	Count
Strongly Agree	37.50%	18
Agree	52.08%	25
Disagree	10.42%	5
Strongly Disagree	0.00%	0
Don't Know	0.00%	0
Total		48

Q9 The rights and responsibilities of citizenship are reinforced in my child's school.

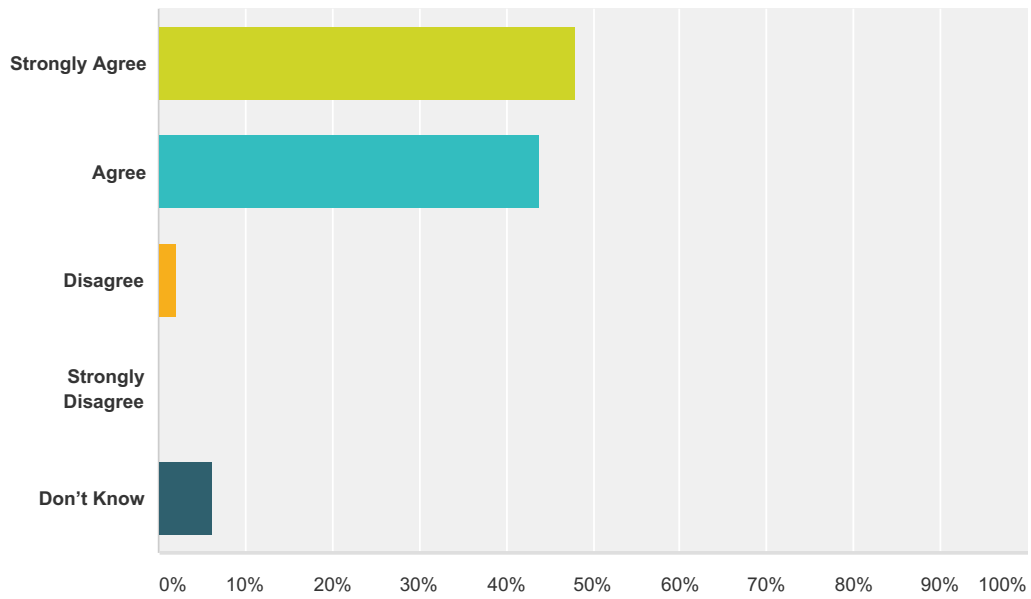
Answered: 48 Skipped: 0



Answer Choices	Responses	
Strongly Agree	35.42%	17
Agree	54.17%	26
Disagree	4.17%	2
Strongly Disagree	0.00%	0
Don't Know	6.25%	3
Total		48

Q10 The school staff care about my child.

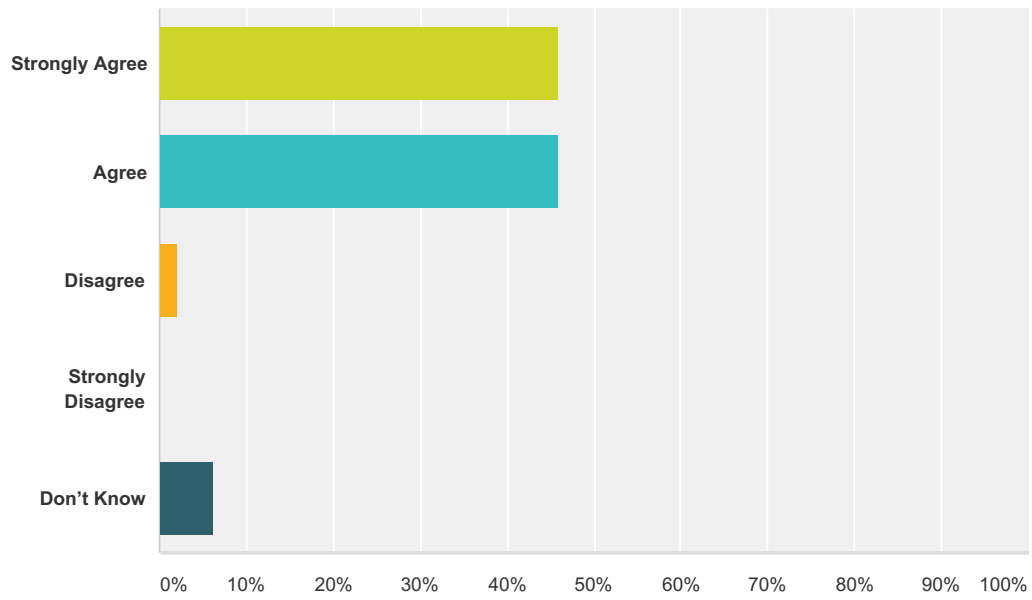
Answered: 48 Skipped: 0



Answer Choices	Responses	
Strongly Agree	47.92%	23
Agree	43.75%	21
Disagree	2.08%	1
Strongly Disagree	0.00%	0
Don't Know	6.25%	3
Total		48

Q11 My child is encouraged at school to do his or her best.

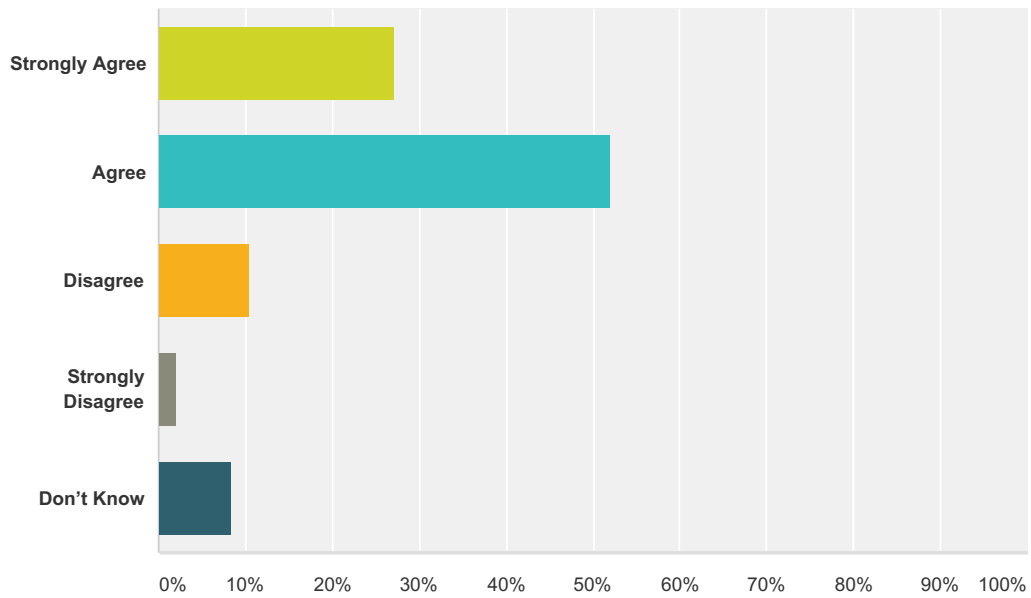
Answered: 48 Skipped: 0



Answer Choices	Responses	
Strongly Agree	45.83%	22
Agree	45.83%	22
Disagree	2.08%	1
Strongly Disagree	0.00%	0
Don't Know	6.25%	3
Total		48

Q12 Discipline is handled in a fair and reasonable manner in my child's school.

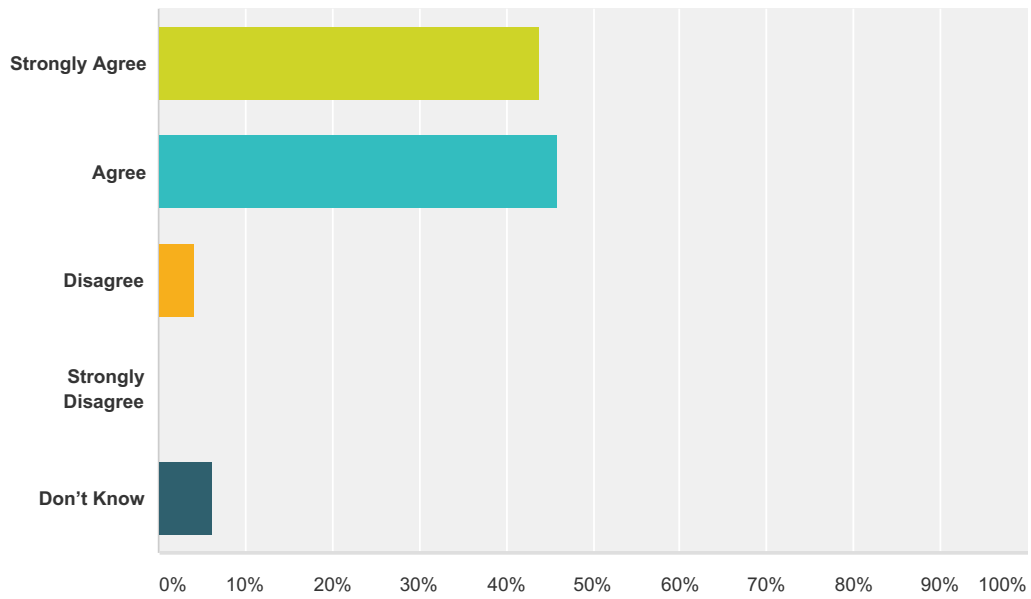
Answered: 48 Skipped: 0



Answer Choices	Responses	
Strongly Agree	27.08%	13
Agree	52.08%	25
Disagree	10.42%	5
Strongly Disagree	2.08%	1
Don't Know	8.33%	4
Total		48

Q13 My child's school is safe.

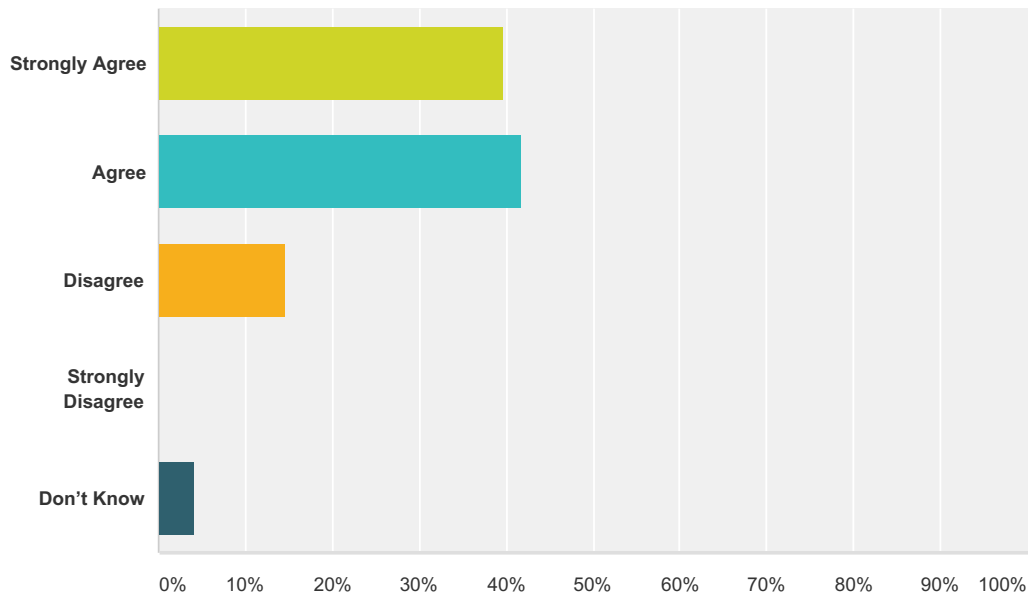
Answered: 48 Skipped: 0



Answer Choices	Responses	
Strongly Agree	43.75%	21
Agree	45.83%	22
Disagree	4.17%	2
Strongly Disagree	0.00%	0
Don't Know	6.25%	3
Total		48

Q14 There is open and honest communication within my child's school.

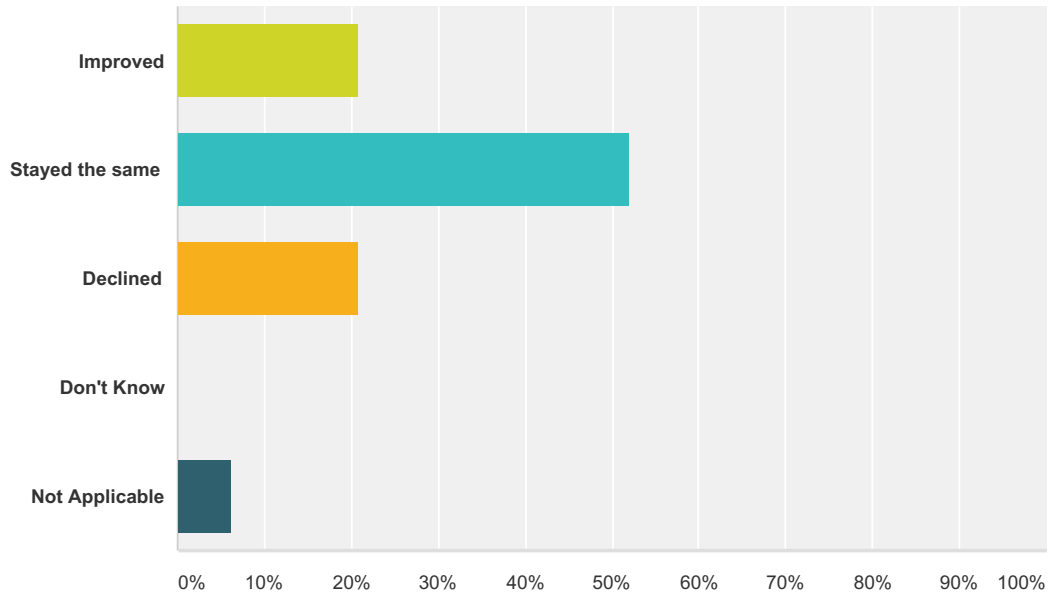
Answered: 48 Skipped: 0



Answer Choices	Responses	
Strongly Agree	39.58%	19
Agree	41.67%	20
Disagree	14.58%	7
Strongly Disagree	0.00%	0
Don't Know	4.17%	2
Total		48

Q15 In your opinion, has the quality of education that your child experienced at school improved, stayed the same, or declined in the past three years.

Answered: 48 Skipped: 0



Answer Choices	Responses	Count
Improved	20.83%	10
Stayed the same	52.08%	25
Declined	20.83%	10
Don't Know	0.00%	0
Not Applicable	6.25%	3
Total		48