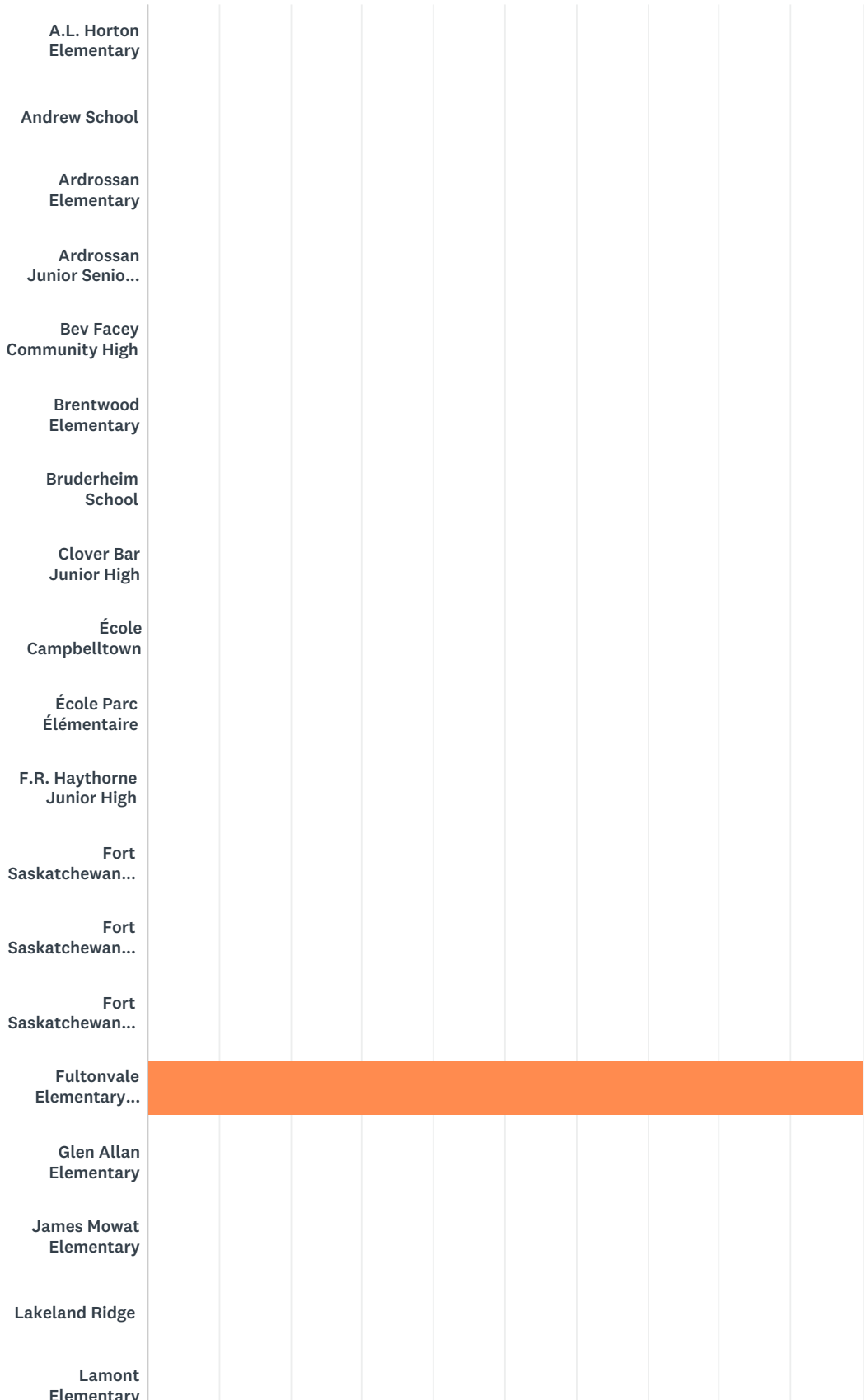


# Q1 Please indicate the school your child attends.

Answered: 110 Skipped: 0



# EIPS Parent Survey 2017-18



ANSWER CHOICES	RESPONSES
A.L. Horton Elementary	0.00% <span style="float: right; margin-right: 20px;">0</span>

## EIPS Parent Survey 2017-18

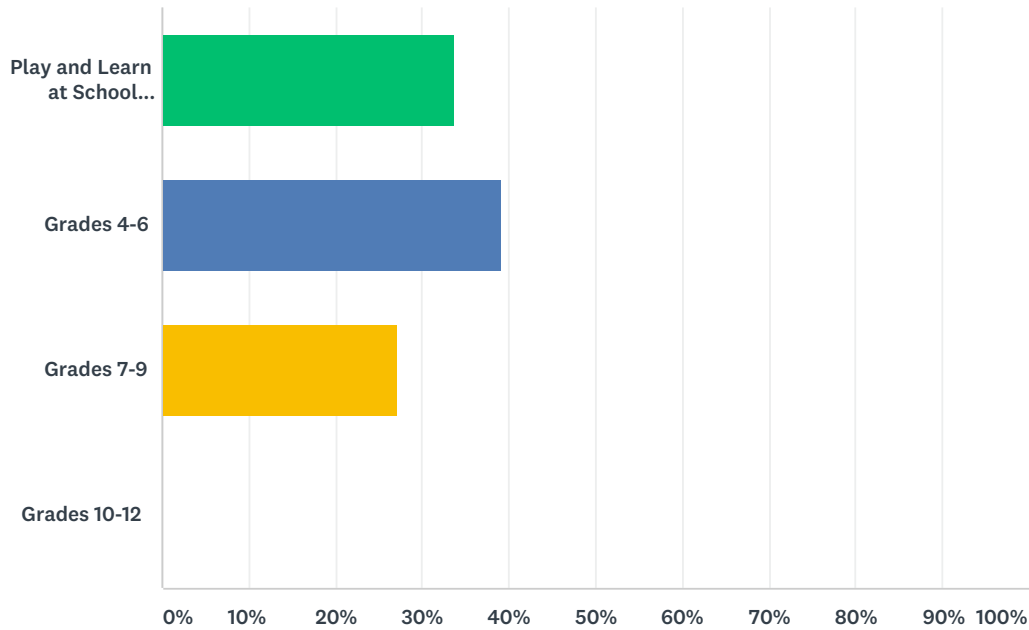
Andrew School	0.00%	0
Ardrossan Elementary	0.00%	0
Ardrossan Junior Senior High	0.00%	0
Bev Facey Community High	0.00%	0
Brentwood Elementary	0.00%	0
Bruderheim School	0.00%	0
Clover Bar Junior High	0.00%	0
École Campbelltown	0.00%	0
École Parc Élémentaire	0.00%	0
F.R. Haythorne Junior High	0.00%	0
Fort Saskatchewan Christian	0.00%	0
Fort Saskatchewan Elementary	0.00%	0
Fort Saskatchewan Senior High	0.00%	0
Fultonvale Elementary Junior High	100.00%	110
Glen Allan Elementary	0.00%	0
James Mowat Elementary	0.00%	0
Lakeland Ridge	0.00%	0
Lamont Elementary	0.00%	0
Lamont High	0.00%	0
Mills Haven Elementary	0.00%	0
Mundare School	0.00%	0
Next Step/Outreach	0.00%	0
Pine Street Elementary	0.00%	0
Rudolph Hennig Junior High	0.00%	0
Salisbury Composite High	0.00%	0
Sherwood Heights Junior High	0.00%	0
SouthPointe School	0.00%	0
Strathcona Christian Academy Elementary	0.00%	0
Strathcona Christian Academy Secondary	0.00%	0
Uncas Elementary	0.00%	0
Vegreville Composite High	0.00%	0
Wes Hosford Elementary	0.00%	0
Westboro Elementary	0.00%	0
Win Ferguson Elementary	0.00%	0

## EIPS Parent Survey 2017-18

Woodbridge Farms Elementary	0.00%	0
Wye Elementary	0.00%	0
TOTAL		110

## Q2 Please indicate your child's grade.

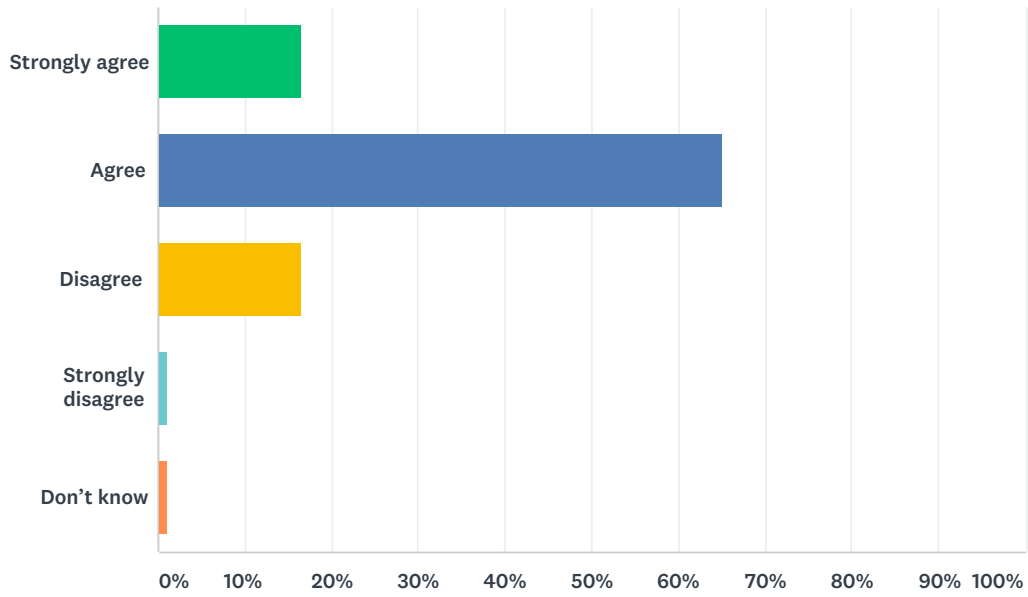
Answered: 110 Skipped: 0



ANSWER CHOICES	RESPONSES	
Play and Learn at School (PALS) Kindergarten Grades 1-3	33.64%	37
Grades 4-6	39.09%	43
Grades 7-9	27.27%	30
Grades 10-12	0.00%	0
<b>TOTAL</b>		<b>110</b>

### Q3 My child's individual needs are met.

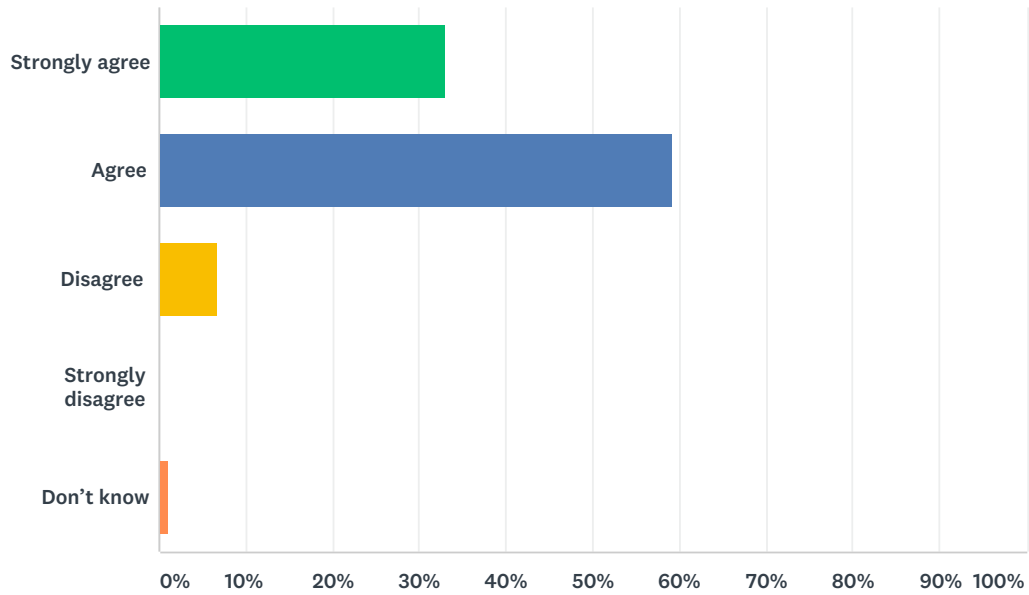
Answered: 103 Skipped: 7



ANSWER CHOICES	RESPONSES	
Strongly agree	16.50%	17
Agree	65.05%	67
Disagree	16.50%	17
Strongly disagree	0.97%	1
Don't know	0.97%	1
<b>TOTAL</b>		<b>103</b>

## Q4 My child is encouraged at school to do his or her best.

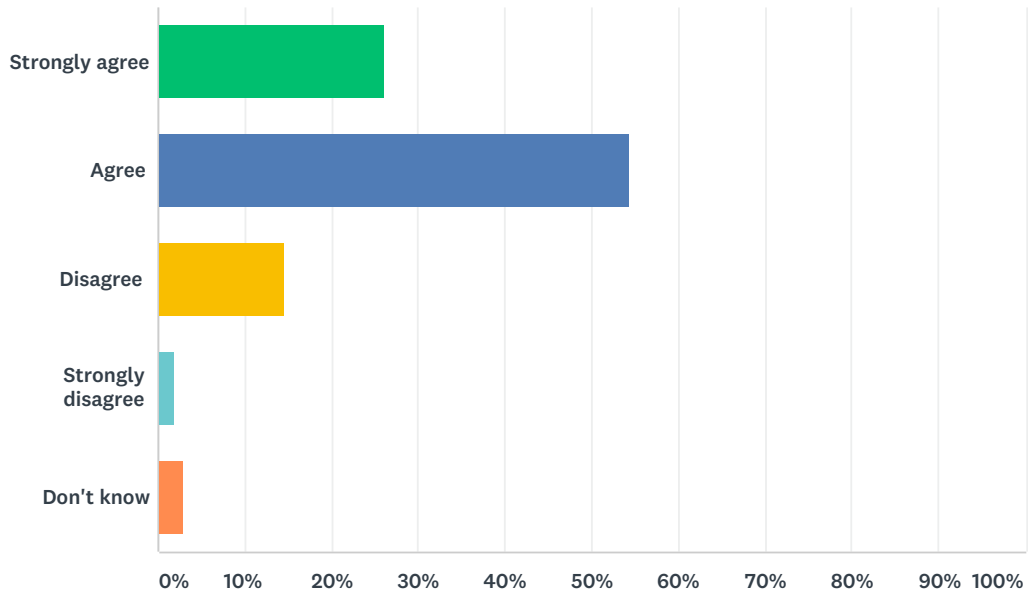
Answered: 103 Skipped: 7



ANSWER CHOICES	RESPONSES	
Strongly agree	33.01%	34
Agree	59.22%	61
Disagree	6.80%	7
Strongly disagree	0.00%	0
Don't know	0.97%	1
<b>TOTAL</b>		<b>103</b>

### Q5 My child is demonstrating growth in literacy.

Answered: 103 Skipped: 7

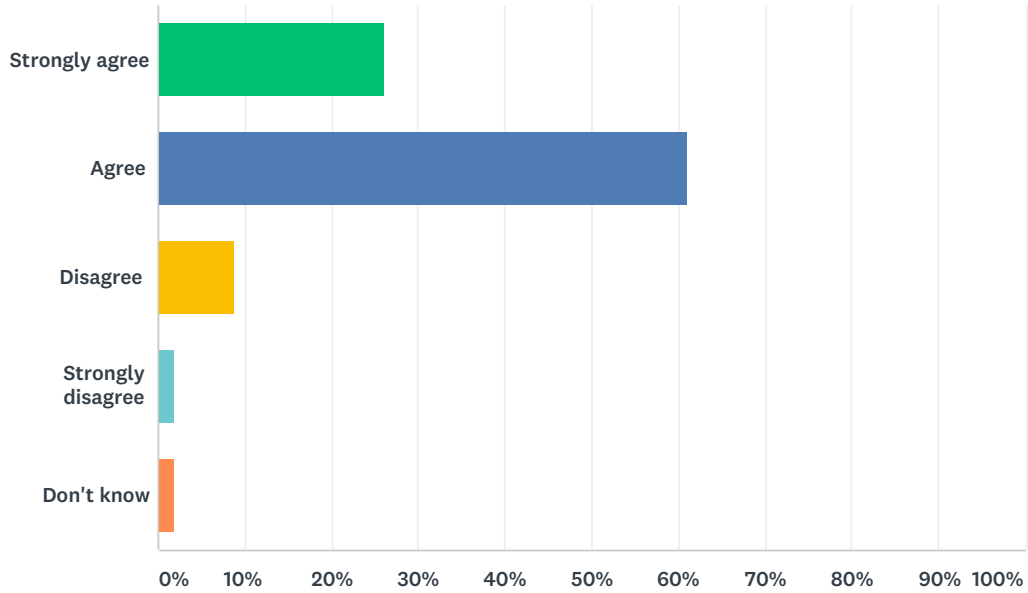


ANSWER CHOICES	RESPONSES	
Strongly agree	26.21%	27
Agree	54.37%	56
Disagree	14.56%	15
Strongly disagree	1.94%	2
Don't know	2.91%	3
<b>TOTAL</b>		<b>103</b>



## Q6 My child is demonstrating growth in numeracy.

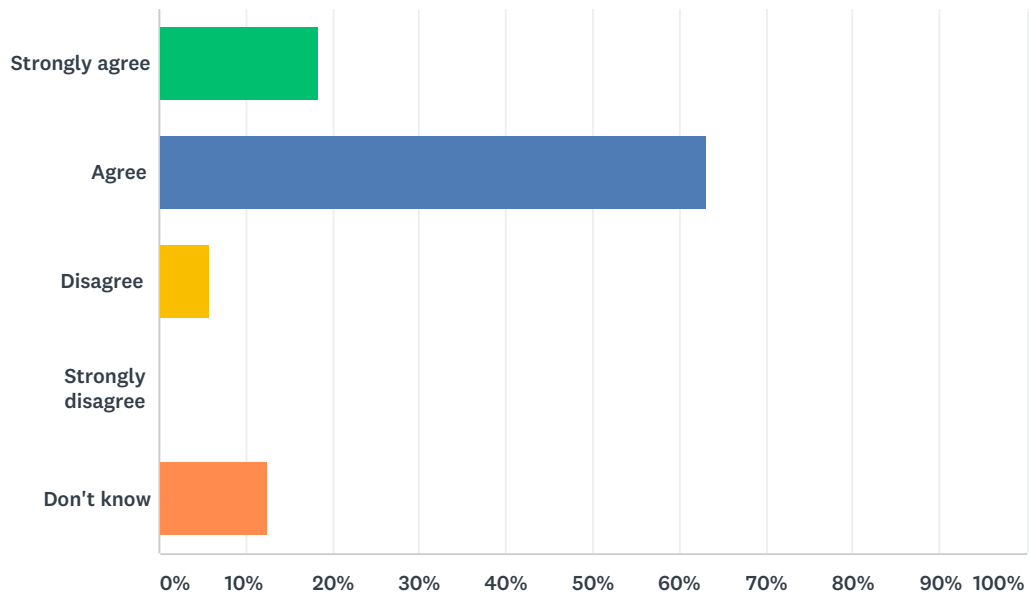
Answered: 103 Skipped: 7



ANSWER CHOICES	RESPONSES	
Strongly agree	26.21%	27
Agree	61.17%	63
Disagree	8.74%	9
Strongly disagree	1.94%	2
Don't know	1.94%	2
<b>TOTAL</b>		<b>103</b>

## Q7 My child has an understanding of First Nations, Métis and Inuit culture and history.

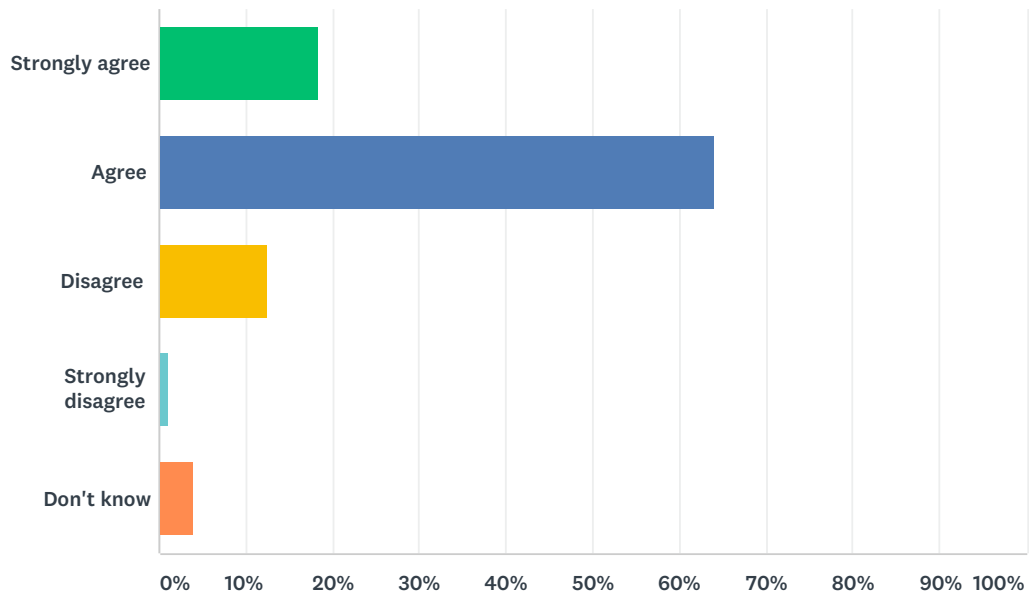
Answered: 103 Skipped: 7



ANSWER CHOICES	RESPONSES	
Strongly agree	18.45%	19
Agree	63.11%	65
Disagree	5.83%	6
Strongly disagree	0.00%	0
Don't know	12.62%	13
<b>TOTAL</b>		<b>103</b>

## Q8 My child is being taught knowledge, skills and attitudes necessary to be successful in life.

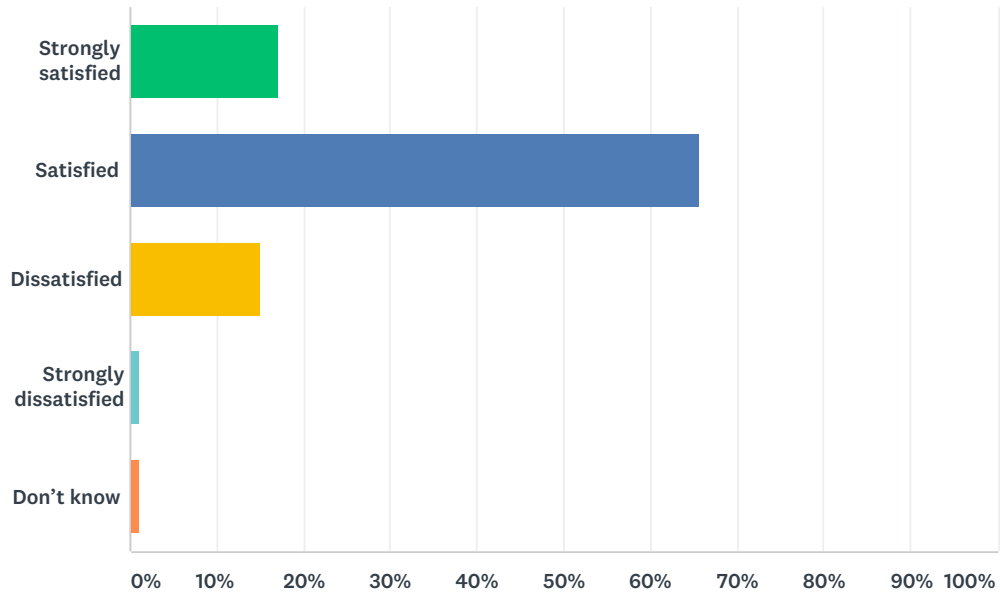
Answered: 103 Skipped: 7



ANSWER CHOICES	RESPONSES	
Strongly agree	18.45%	19
Agree	64.08%	66
Disagree	12.62%	13
Strongly disagree	0.97%	1
Don't know	3.88%	4
<b>TOTAL</b>		<b>103</b>

## Q9 How satisfied are you with the quality of education your child is receiving at his or her school?

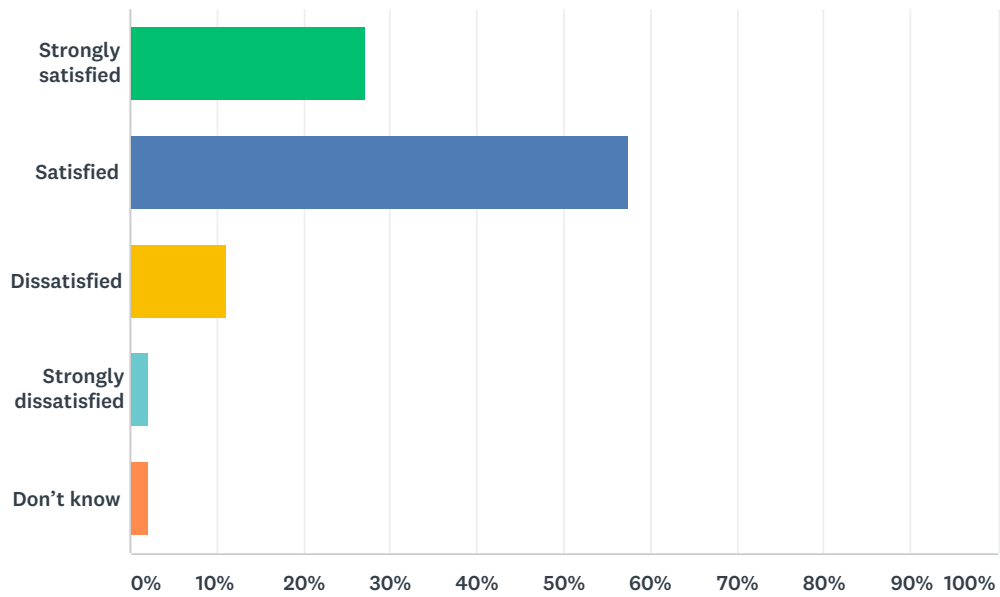
Answered: 99 Skipped: 11



ANSWER CHOICES	RESPONSES	
Strongly satisfied	17.17%	17
Satisfied	65.66%	65
Dissatisfied	15.15%	15
Strongly dissatisfied	1.01%	1
Don't know	1.01%	1
<b>TOTAL</b>		<b>99</b>

## Q10 How satisfied are you with the quality of teaching at your child's school?

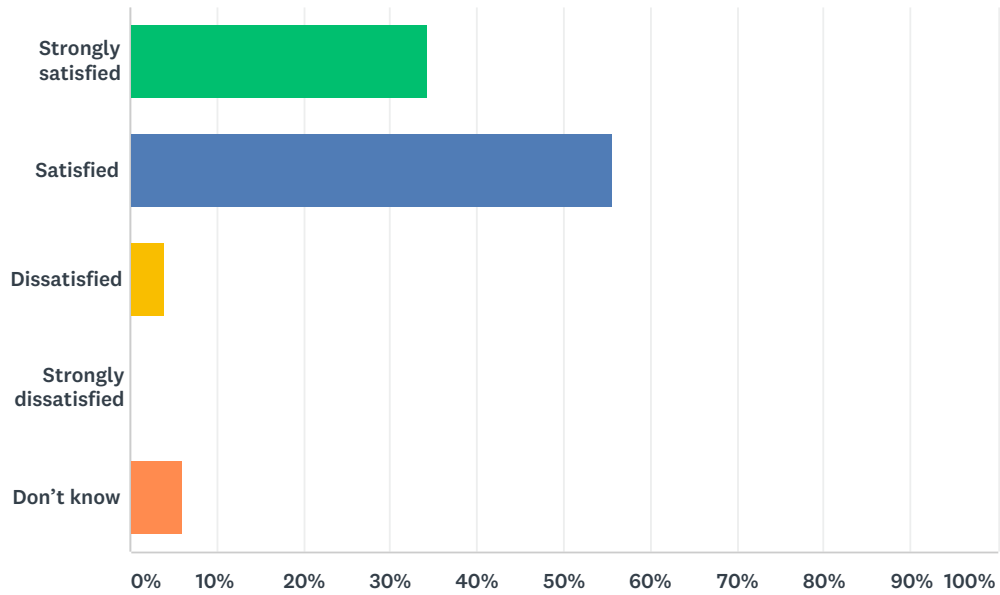
Answered: 99 Skipped: 11



ANSWER CHOICES	RESPONSES	
Strongly satisfied	27.27%	27
Satisfied	57.58%	57
Dissatisfied	11.11%	11
Strongly dissatisfied	2.02%	2
Don't know	2.02%	2
<b>TOTAL</b>		<b>99</b>

## Q11 How satisfied are you with the leadership in your child's school?

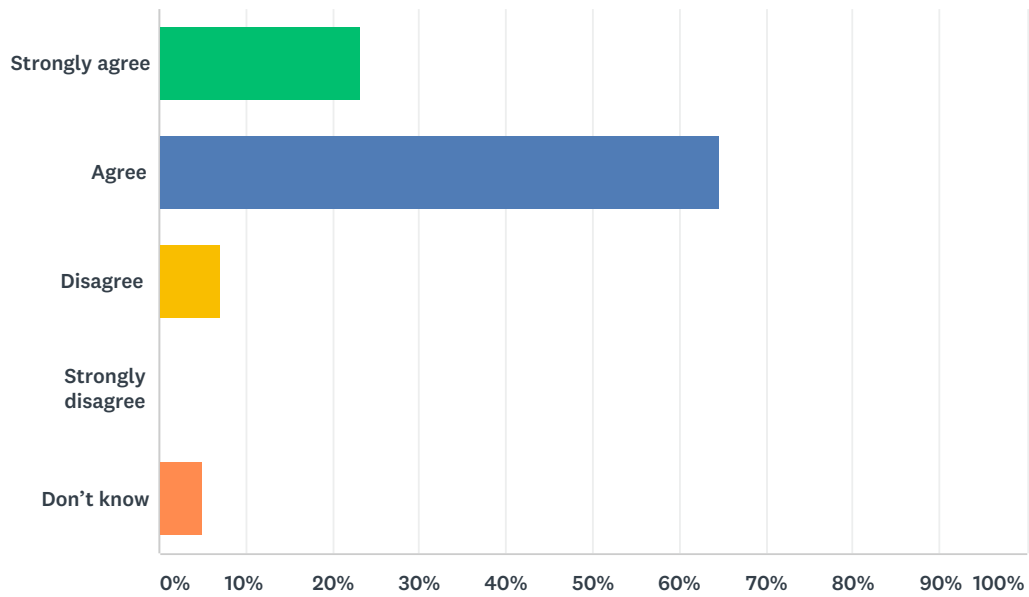
Answered: 99 Skipped: 11



ANSWER CHOICES	RESPONSES	
Strongly satisfied	34.34%	34
Satisfied	55.56%	55
Dissatisfied	4.04%	4
Strongly dissatisfied	0.00%	0
Don't know	6.06%	6
<b>TOTAL</b>		<b>99</b>

## Q12 The rights and responsibilities of citizenship are reinforced in my child's school.

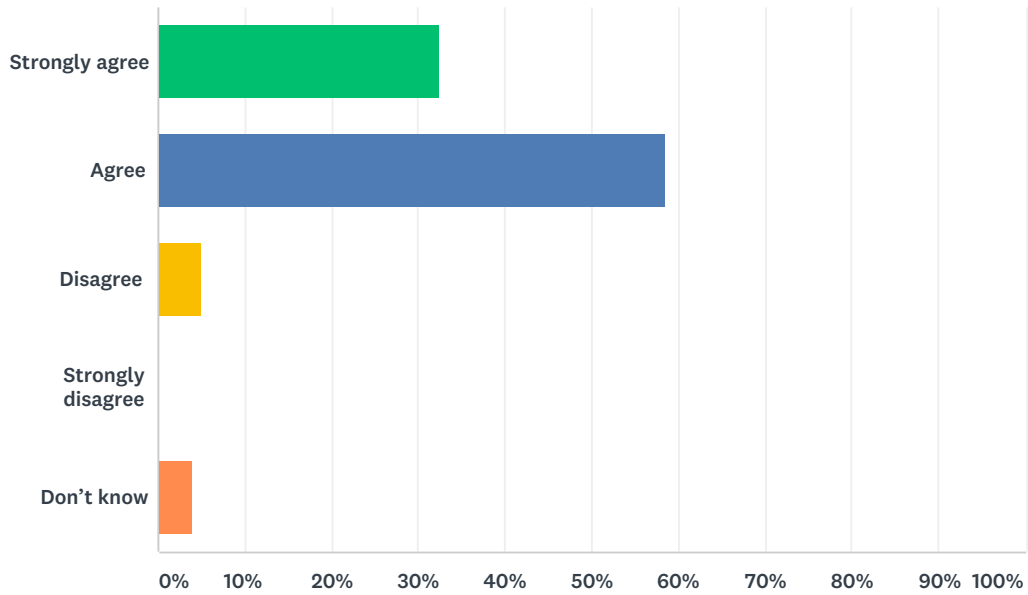
Answered: 99 Skipped: 11



ANSWER CHOICES	RESPONSES	
Strongly agree	23.23%	23
Agree	64.65%	64
Disagree	7.07%	7
Strongly disagree	0.00%	0
Don't know	5.05%	5
<b>TOTAL</b>		<b>99</b>

### Q13 The school staff care about my child.

Answered: 99 Skipped: 11

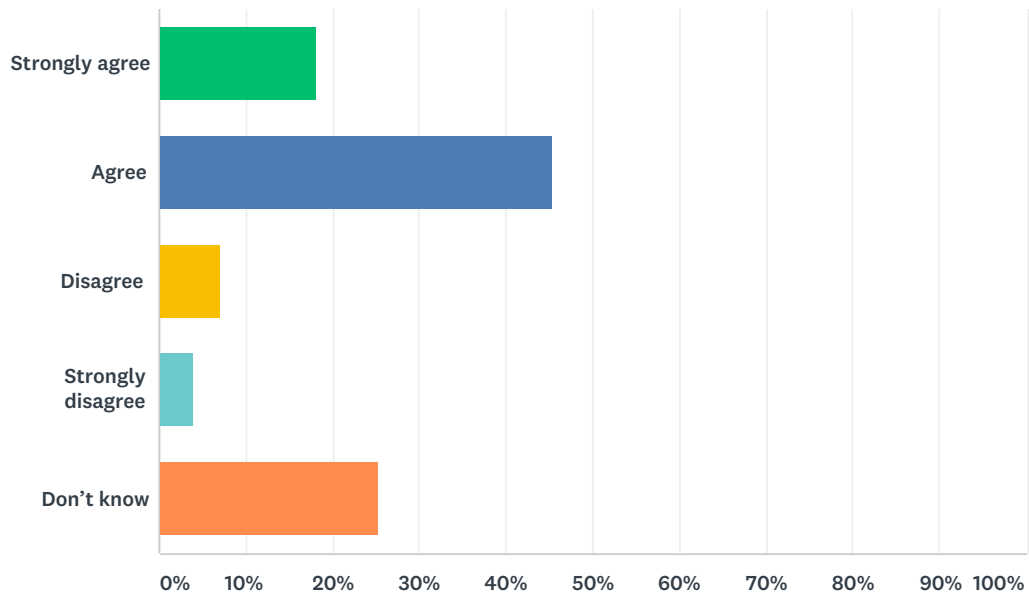


ANSWER CHOICES	RESPONSES	
Strongly agree	32.32%	32
Agree	58.59%	58
Disagree	5.05%	5
Strongly disagree	0.00%	0
Don't know	4.04%	4
<b>TOTAL</b>		<b>99</b>



## Q14 Discipline is handled in a fair and reasonable manner in my child's school.

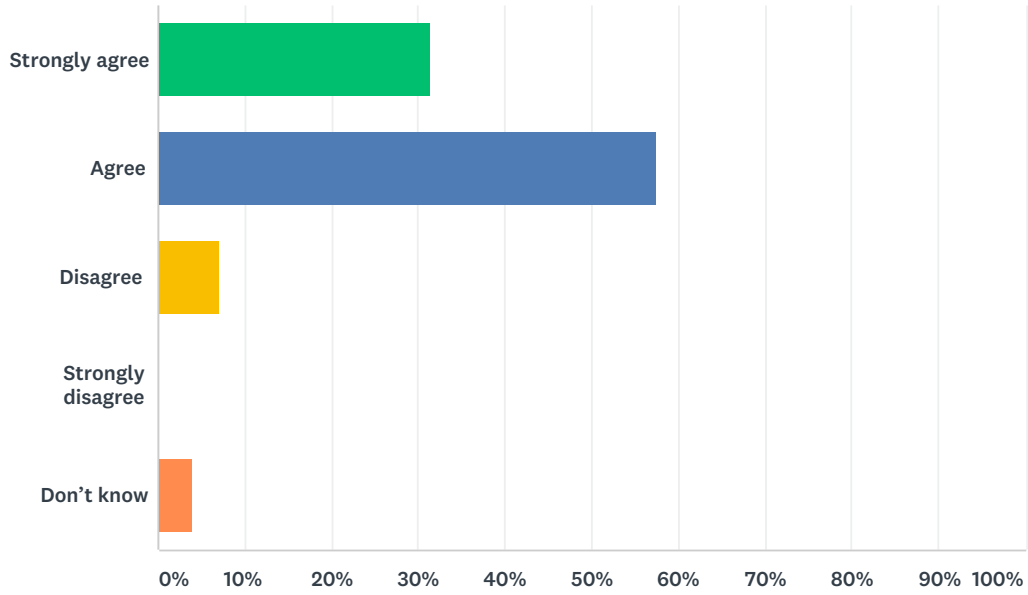
Answered: 99 Skipped: 11



ANSWER CHOICES	RESPONSES	
Strongly agree	18.18%	18
Agree	45.45%	45
Disagree	7.07%	7
Strongly disagree	4.04%	4
Don't know	25.25%	25
<b>TOTAL</b>		<b>99</b>

### Q15 My child's school is safe.

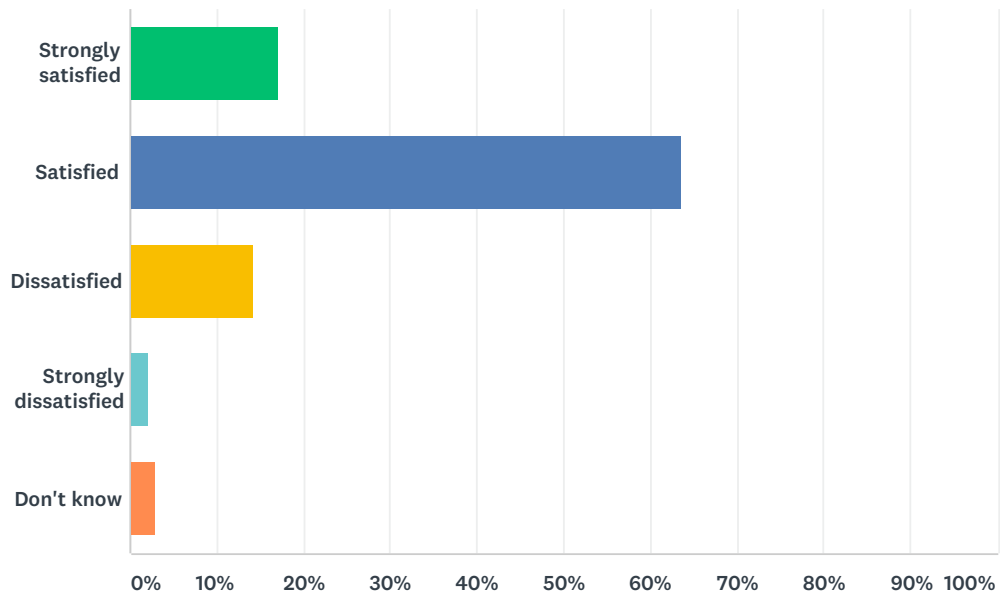
Answered: 99 Skipped: 11



ANSWER CHOICES	RESPONSES	
Strongly agree	31.31%	31
Agree	57.58%	57
Disagree	7.07%	7
Strongly disagree	0.00%	0
Don't know	4.04%	4
<b>TOTAL</b>		<b>99</b>

## Q16 How satisfied are you with the resources available to support your child's learning?

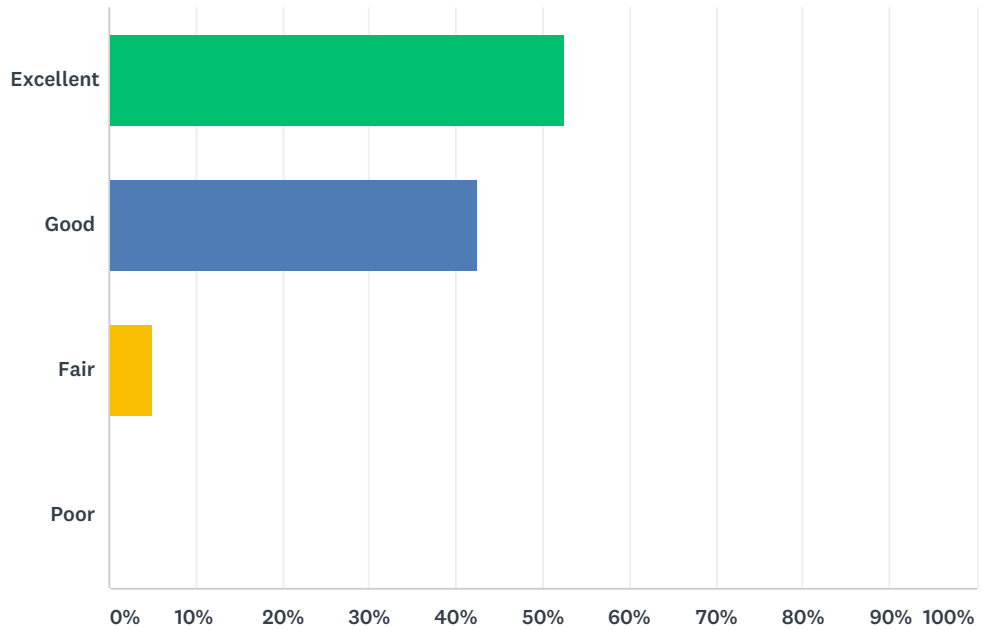
Answered: 99 Skipped: 11



ANSWER CHOICES	RESPONSES	
Strongly satisfied	17.17%	17
Satisfied	63.64%	63
Dissatisfied	14.14%	14
Strongly dissatisfied	2.02%	2
Don't know	3.03%	3
<b>TOTAL</b>		<b>99</b>

### Q17 How would you rate the physical condition of your child's school?

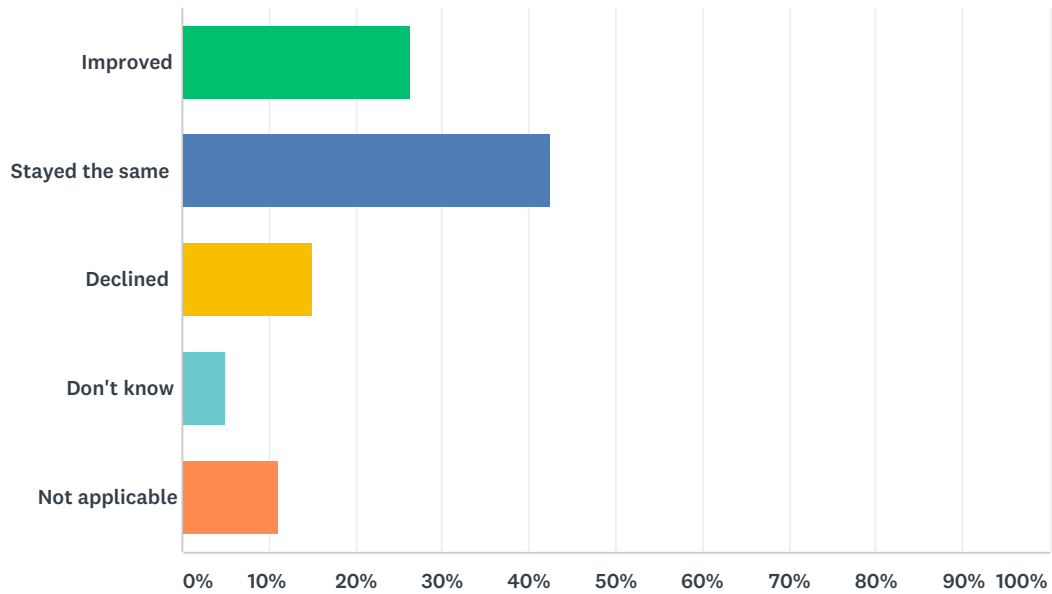
Answered: 99 Skipped: 11



ANSWER CHOICES	RESPONSES	
Excellent	52.53%	52
Good	42.42%	42
Fair	5.05%	5
Poor	0.00%	0
TOTAL		99

## Q18 In your opinion, has the quality of education your child has experienced at school improved, stayed the same or declined in the past three years?

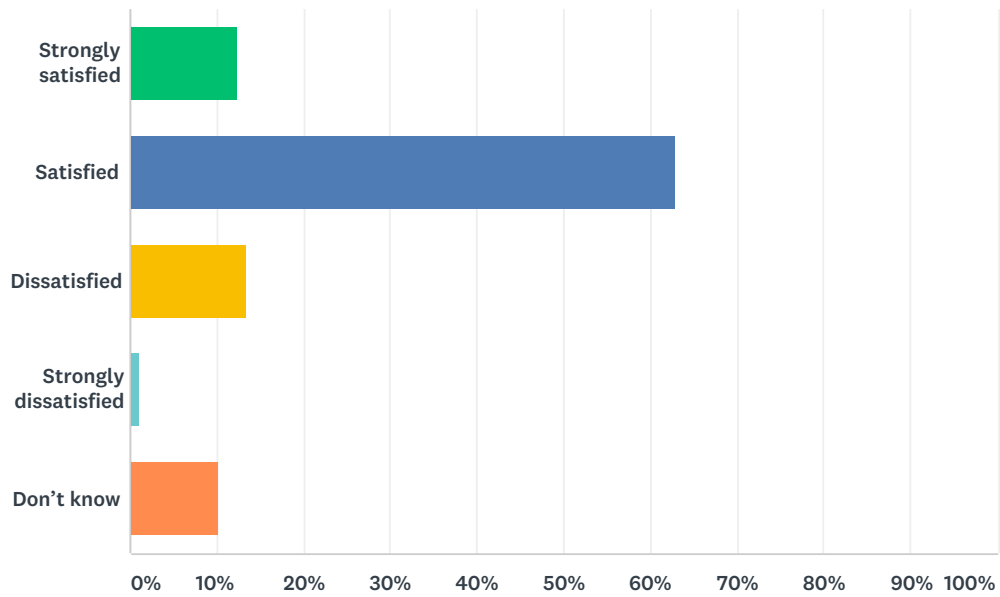
Answered: 99 Skipped: 11



ANSWER CHOICES	RESPONSES	
Improved	26.26%	26
Stayed the same	42.42%	42
Declined	15.15%	15
Don't know	5.05%	5
Not applicable	11.11%	11
<b>TOTAL</b>		<b>99</b>

## Q19 How satisfied are you with the opportunity to be involved in decisions at your child's school?

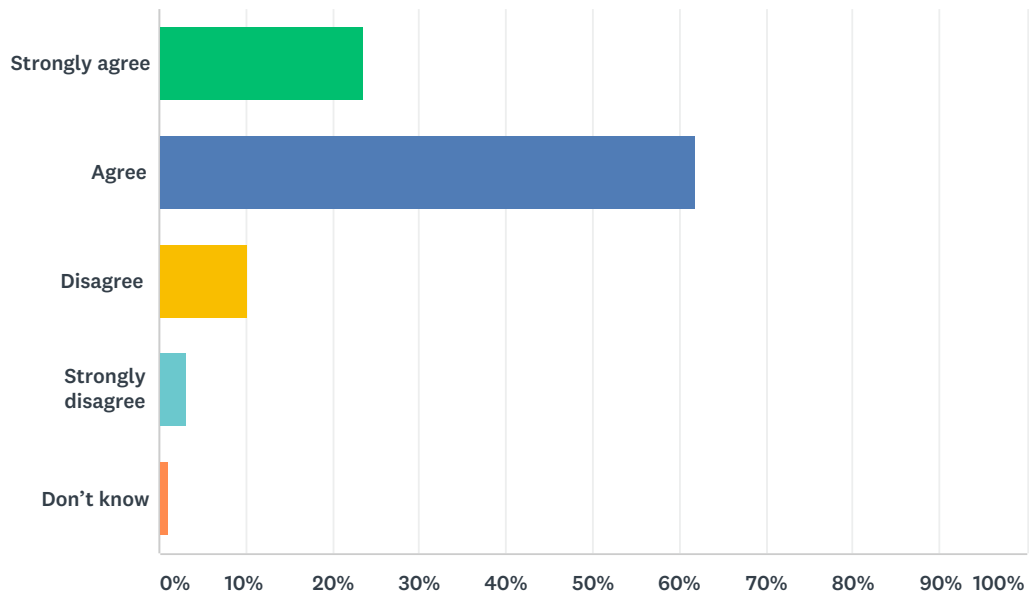
Answered: 97 Skipped: 13



ANSWER CHOICES	RESPONSES	
Strongly satisfied	12.37%	12
Satisfied	62.89%	61
Dissatisfied	13.40%	13
Strongly dissatisfied	1.03%	1
Don't know	10.31%	10
<b>TOTAL</b>		<b>97</b>

## Q20 The school keeps me informed about my child's progress and achievement.

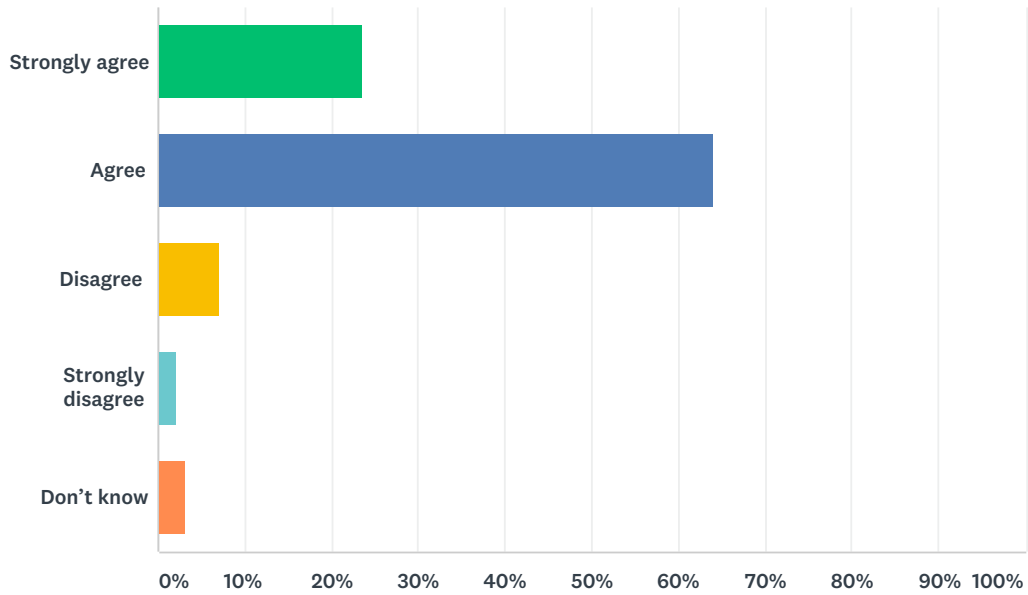
Answered: 97 Skipped: 13



ANSWER CHOICES	RESPONSES	
Strongly agree	23.71%	23
Agree	61.86%	60
Disagree	10.31%	10
Strongly disagree	3.09%	3
Don't know	1.03%	1
<b>TOTAL</b>		<b>97</b>

## Q21 There is open and honest communication within my child's school.

Answered: 97 Skipped: 13

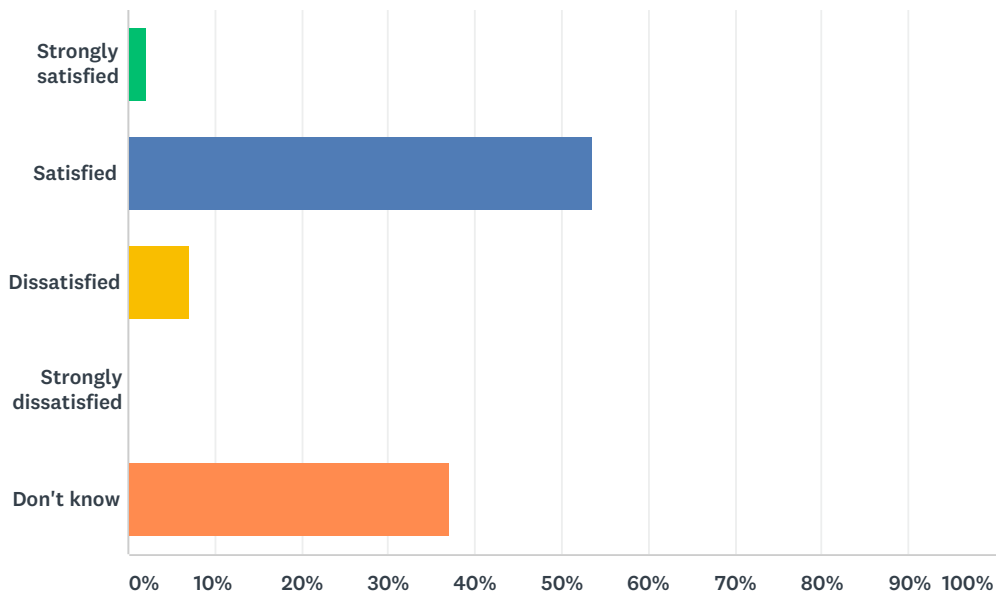


ANSWER CHOICES	RESPONSES	
Strongly agree	23.71%	23
Agree	63.92%	62
Disagree	7.22%	7
Strongly disagree	2.06%	2
Don't know	3.09%	3
<b>TOTAL</b>		<b>97</b>



Q22 How satisfied are you with the community partnerships that may be established at your school? For example: Saffron, KEYS program, Green Certificate, lunch programs, after-school programs, RAP, Tools for School, Scratch Day, Entrepreneurial Adventure, scholarships/grants, etc.

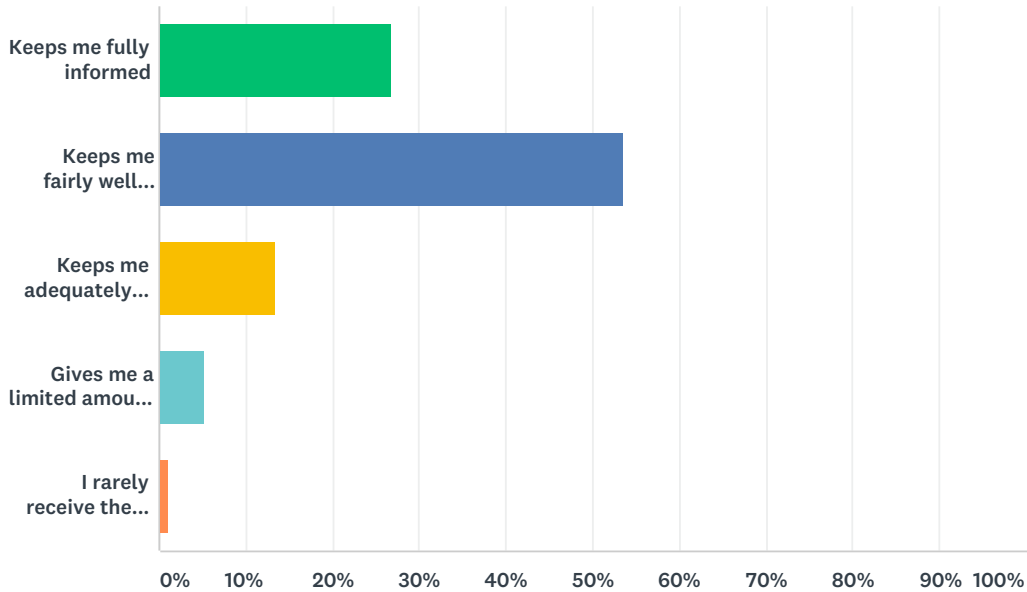
Answered: 97 Skipped: 13



ANSWER CHOICES	RESPONSES
Strongly satisfied	2.06% 2
Satisfied	53.61% 52
Dissatisfied	7.22% 7
Strongly dissatisfied	0.00% 0
Don't know	37.11% 36
<b>TOTAL</b>	<b>97</b>

Q23 Elk Island Public Schools appreciates the opportunity to stay connected with parents about news, activities, programs and other matters of importance. What is your impression of the communication you receive from your child's school?

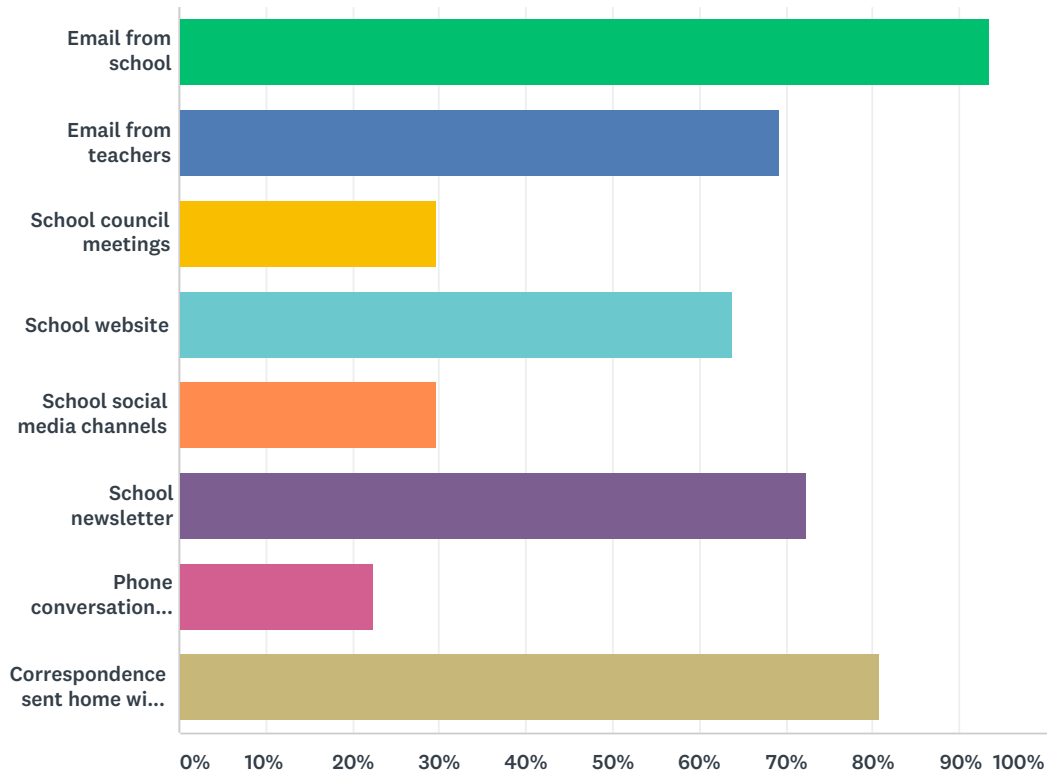
Answered: 97 Skipped: 13



ANSWER CHOICES	RESPONSES	
Keeps me fully informed	26.80%	26
Keeps me fairly well informed	53.61%	52
Keeps me adequately informed	13.40%	13
Gives me a limited amount of information	5.15%	5
I rarely receive the information I need	1.03%	1
<b>TOTAL</b>		<b>97</b>

### Q24 Do you regularly make use of the following to keep up to date on school activities, programs, etc.? Check all that apply.

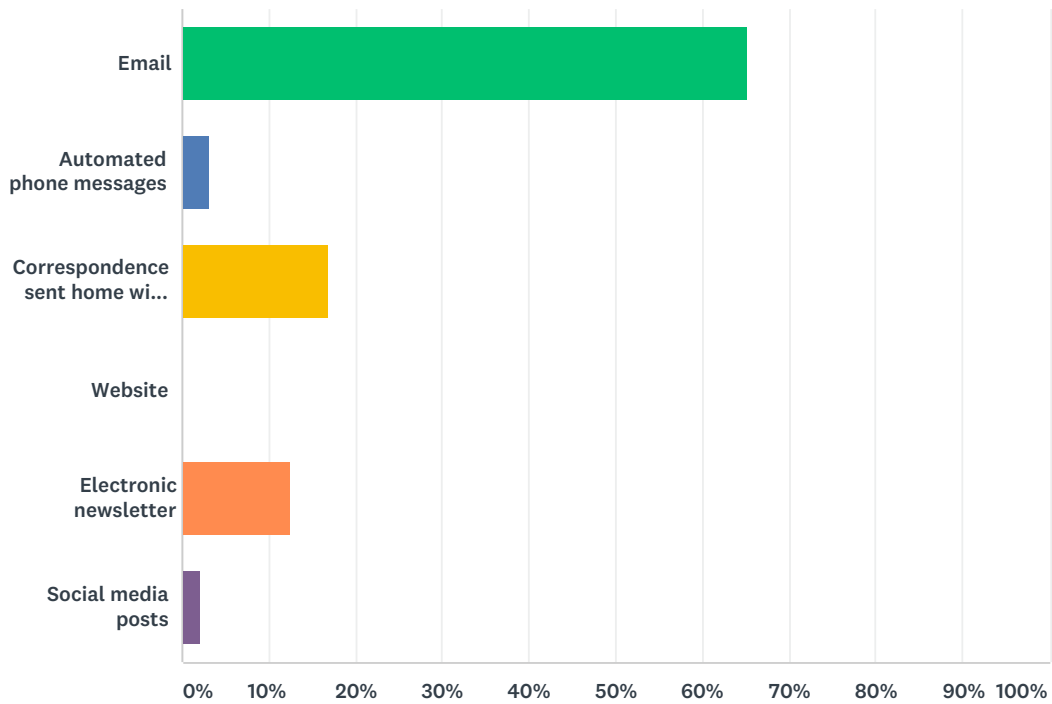
Answered: 94 Skipped: 16



ANSWER CHOICES	RESPONSES	
Email from school	93.62%	88
Email from teachers	69.15%	65
School council meetings	29.79%	28
School website	63.83%	60
School social media channels	29.79%	28
School newsletter	72.34%	68
Phone conversations with school and/or teachers	22.34%	21
Correspondence sent home with your child	80.85%	76
Total Respondents: 94		

## Q25 What is your most preferred method of communication from the school and Division?

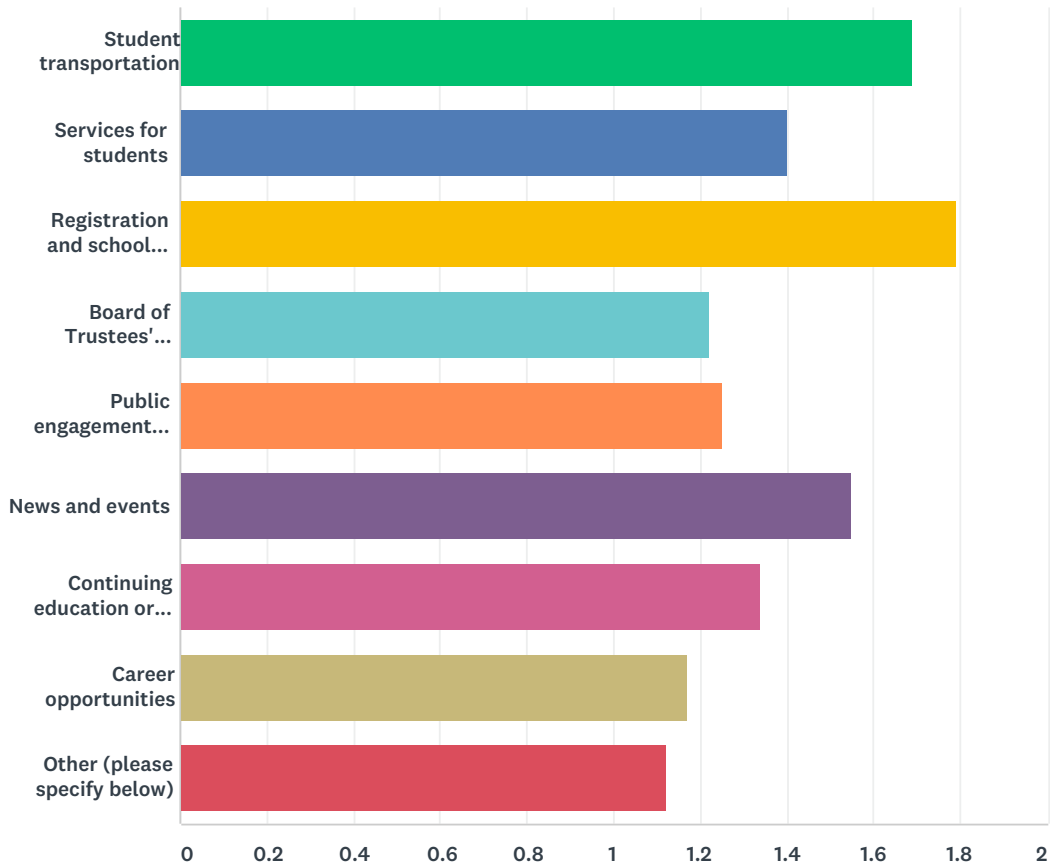
Answered: 95 Skipped: 15



ANSWER CHOICES	RESPONSES	
Email	65.26%	62
Automated phone messages	3.16%	3
Correspondence sent home with your child	16.84%	16
Website	0.00%	0
Electronic newsletter	12.63%	12
Social media posts	2.11%	2
TOTAL		95

Q26 Do you visit the Division website (www.eips.ca) for information on:

Answered: 95 Skipped: 15



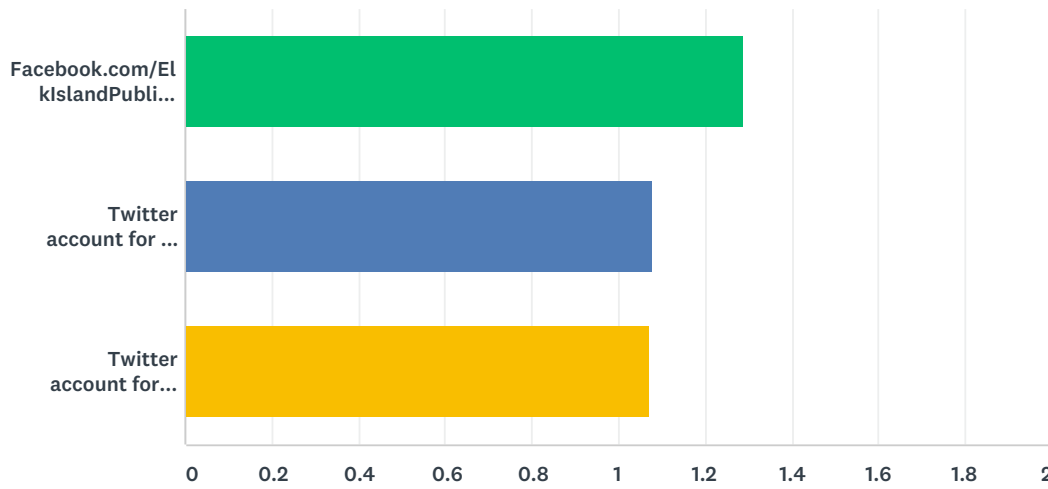
	YES	NO	TOTAL	WEIGHTED AVERAGE
Student transportation	69.47% 66	30.53% 29	95	1.69
Services for students	40.00% 38	60.00% 57	95	1.40
Registration and school boundaries	78.95% 75	21.05% 20	95	1.79
Board of Trustees' meetings	22.11% 21	77.89% 74	95	1.22
Public engagement initiatives	25.26% 24	74.74% 71	95	1.25
News and events	54.74% 52	45.26% 43	95	1.55
Continuing education or summer courses	33.68% 32	66.32% 63	95	1.34
Career opportunities	16.84% 16	83.16% 79	95	1.17
Other (please specify below)	11.58% 11	88.42% 84	95	1.12

## EIPS Parent Survey 2017-18

#	OTHER:	DATE
1	Eteacher	3/19/2018 9:57 PM
2	Contact Info for trustees and administration. APs and policies.	3/19/2018 4:23 PM
3	Contact Info for trustees and administration. APs and policies.	3/19/2018 4:19 PM
4	Calendar	3/13/2018 1:30 PM
5	Calendar	3/13/2018 1:26 PM
6	have used it to try to find after school care for my child which is not available at Fultonvale	3/10/2018 3:13 PM
7	Policies	3/7/2018 1:14 AM
8	I regularly review the board policies and administrative procedures to ensure the board and administration are following their own rules, sadly, on many fronts, they are not. Very disappointed there was no place for comment in this survey nor questions on the effectiveness of the admin and board.	3/6/2018 12:08 PM
9	I visit for information on Division initiatives and protocols.	3/6/2018 11:43 AM
10	Division Calendar	3/5/2018 7:29 PM
11	news and updates on the school	3/5/2018 2:21 PM

## Q27 Elk Island Public Schools shares news and information on its social media channels. Do you follow:

Answered: 95 Skipped: 15



	YES	NO	TOTAL	WEIGHTED AVERAGE
Facebook.com/ElkIslandPublicSchools	29.47% 28	70.53% 67	95	1.29
Twitter account for the Division (@eips)	8.42% 8	91.58% 87	95	1.08
Twitter account for EIPS Student Transportation (@eipsST)	7.37% 7	92.63% 88	95	1.07